

### Fund Details

Launch Date:	1 <sup>st</sup> October 2018
AIC Sector:	Emerging Markets Global
Annual Management Fee:	1.0%
Ongoing Charges:	1.5%**
Year / Half Year:	30 November / 31 May
Capital Structure:	105,000,000 Ord Shs
Number of Holdings:	28
Total Net Assets (£m):	133.3
Market Capitalisation (£m):	120.8
Gearing (AIC basis):	0.0%
Share Price (p):	115.00p
Net Asset Value (p):	126.92p
(Discount) / Premium:	(9.4%)
ISIN:	GB00BFZ7R980
Sedol:	BFZ7R98
LEI:	21380033EKFQS15X1W22
GIIN:	J9AYNU.99999.SL.826
Bloomberg:	MMIT LN

\*\* calculated at the financial year end, includes management fees and other operating expenses

### Investment Strategy

Mobius Investment Trust plc's objective is to deliver long-term absolute returns by investing in emerging and frontier market equities. The Fund manager aims to identify companies with resilient and innovative business models which are mispriced. The Fund follows an active investment style by partnering with portfolio companies. This is achieved by engaging with stakeholders to improve corporate governance and act as a catalyst for wider operational and financial improvements including a clear ESG pathway.

### Partners



Mark Mobius

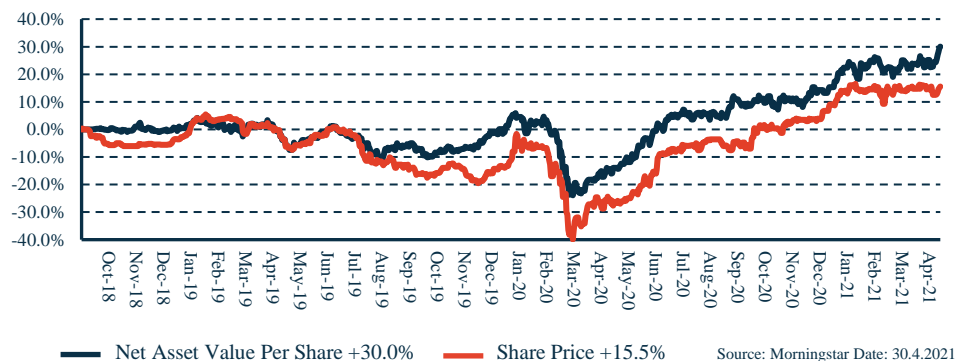


Carlos Hardenberg

### Contact

Tel: +44 (0) 203 829 8500  
 Mail: [trust@mobiustcapitalpartners.com](mailto:trust@mobiustcapitalpartners.com)  
 Website: [www.mobiustinvestmenttrust.com](http://www.mobiustinvestmenttrust.com)

### Performance since launch to 30 April 2021\*

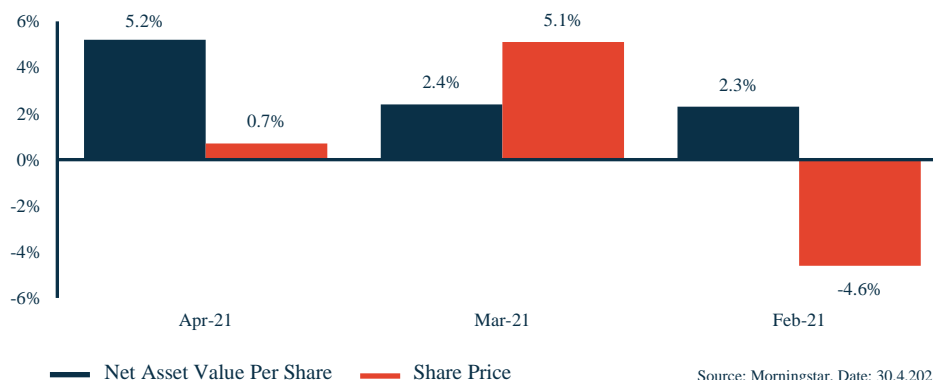


### Accumulated Performance\*

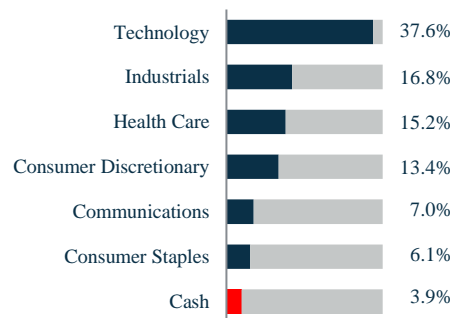
	1 Month	3 Months	6 Months	YTD	1 Year	Since Launch
Net Asset Value	+5.2%	+10.3%	+20.3%	+12.5%	+52.1%	+30.0%
Share Price	+0.7%	+0.9%	+15.2%	+6.0%	+52.9%	+15.5%

Source: Morningstar, Date: 30.4.2021

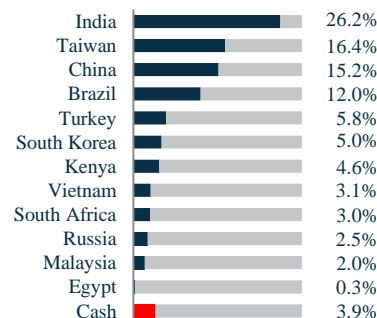
### Monthly Performance in GBP\*



### Sector Breakdown



### Geographical Breakdown



100.0%

100.0%

Source: Frostrow Capital LLP, Date: 30.4.2021

\*Past performance cannot be relied on as a guide to future performance.

## Investor Profile

Mobius Investment Trust plc has no required minimum holding period and is designed for long-term investment (at least five years). MMIT invests in equities and it may therefore be subject to volatility. This requires an elevated risk tolerance.

## Opportunities

- + Focus on dynamic small and mid-sized companies in many of the fastest growing economies in the world
- + Fundamental bottom-up research process identifies resilient business models which are undervalued and mispriced
- + Lower ESG standards in emerging and frontier markets offer a unique opportunity for active engagement approach
- + Create value by delivering a clear ESG pathway for our portfolio companies
- + Concentrated portfolio allows a customised engagement strategy for each company

## Risks

- MMIT pursues an active management style. Its performance may therefore deviate considerably from that of a comparable market return
- Pronounced fluctuations in price are characteristic of emerging and frontier economies. Other characteristics include specific risks such as lower market transparency, regulatory hurdles, illiquidity of markets as well as political and social challenges
- Investments via Shanghai or Shenzhen Stock Connect are subject to additional risks, quota limitations, custody risk, clearing/settlement risk and counterparty risk
- Focusing intentionally on stocks in small and medium cap companies may entail additional risks (e.g. lower liquidity)

## Top 10 Positions (% of Net Assets)

1.	eMemory Technology	9.5%
2.	Persistent Systems	9.4%
3.	Apollo Tubes	8.9%
4.	Polycab India	5.8%
5.	Yum China	5.7%
6.	LEENO Technology	5.0%
7.	Safaricom	4.6%
8.	Fleury	4.2%
9.	AK Medical Holdings	3.8%
10.	EC Healthcare	3.5%
<b>Total</b>		<b>60.4%</b>

Source: Frostrow Capital LLP, Date: 30.4.2021

## Commentary

The Mobius Investment Trust (MMIT) continued to deliver strong performance in April with the NAV and Share Price up 5.2% and 0.7% respectively, while the discount averaged 6.3%. Year-to-date MMIT continues to lead the peer group\* with the NAV up 12.5%.

Yet again, COVID-19 dominated emerging markets headlines during the period, mainly due to the rapid surge in COVID-19 cases and mortalities in India. While the current situation is very serious, as long-term investors, we remain bullish on India, and it continues to be the largest country exposure of the strategy. From a bottom-up perspective, we have identified highly competitive business models with strong moats. Our Indian holdings have outperformed the local market significantly YTD and have proven to be resilient in the current crisis. Fundamentally, India remains attractive, due to its large domestic market, highly-skilled people, innovative companies and a business-friendly government that attracts foreign investment. India continues its progress to become more competitive in manufacturing and has begun to address bottlenecks in infrastructure to further support export-oriented industries.

The top contributors to MMIT's performance in April were Taiwanese semiconductor company eMemory (+1.7%), and Chinese health care companies EC Healthcare (+1.0%) and AK Medical (+0.6%). The latter's share price, which had suffered under the announcement of the extension of the Chinese government's Group Purchasing Organisation (GPO) to high-value medical commodities, has started to recover as local producers are likely to take advantage of the new regulatory regime.

The main detractors to performance during the period were Indian steel manufacturer APL Apollo (-1.0%), Turkish apparel brand Mavi (-0.2%) and Vietnamese dairy producer Vietnam Dairy Products (-0.2%).

For updates from the investment manager, including videos and blogs, please visit the Mobius Capital Partners website: <https://www.mobiuscapitalpartners.com>.

\*Peer group consists of: Templeton Emerging Markets Investment Trust, JPMorgan Global Emerging Markets Income Trust, JPMorgan Emerging Markets Investment Trust, Genesis Emerging Markets Fund, BlackRock Frontiers Investment Trust, Fundsmith Emerging Equities Trust, Mobius Investment Trust and Jupiter Emerging & Frontier Income Trust

**Risk Warnings:** This document is issued by Mobius Investment Trust plc for information purposes only and does not constitute an offer or invitation to purchase shares in the Company and has not been prepared in connection with any such offer or invitation. Nothing in this document should be construed as investment advice or a recommendation to buy or sell shares. Before investing in the Company, or any other investment product, you should satisfy yourself as to its suitability and the risks involved, and you may wish to consult a financial adviser. Any return you receive depends on future market performance and is uncertain. Past performance cannot be relied on as a guide to future performance. The Company does not seek any protection from future market performance, so you could lose some or all your investment. Shares of the Company are bought and sold on the London Stock Exchange (LSE). The price you pay or receive, like other listed shares, is determined by supply and demand and may be at a discount or premium to the underlying net asset value of the Company. Usually, at any given time, the price you pay for a share will be higher than the price you could sell it for. For further information on the principal risks the Company is exposed to please refer to the Company's Investor Disclosure Document available at [www.mobiusinvestmenttrust.com](http://www.mobiusinvestmenttrust.com). The Company can borrow to purchase investments, this could potentially magnify any losses or gains made by the Company.

Mobius Investment Trust plc has used all reasonable efforts to ensure the accuracy of the information contained in this document but makes no guarantee or representation as to the reliability, completeness or accuracy of such information.

Mobius Investment Trust plc is a public limited company whose shares are premium listed on the LSE and is registered with HMRC as an investment trust. The Company has a Redemption Facility through which shareholders will be entitled to request the redemption of all or part of their holding of Ordinary Shares on a periodic basis. The first Redemption point for the Ordinary Shares will be 30 November 2022 and each subsequent Redemption point shall fall on 30 November every third year thereafter.