

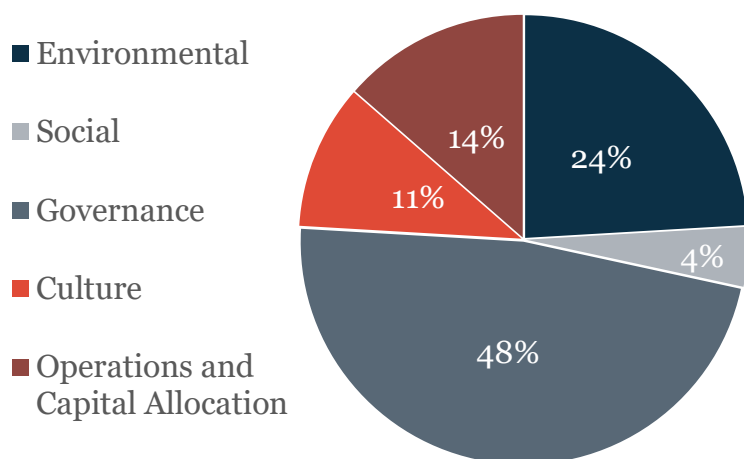
Mobius

— INVESTMENT TRUST —

Q4 2022 ESG+C[®] Factsheet

Integrating environmental, social, and governance (ESG) factors into the investment process has become common over the years, but a crucial and missing component within this is corporate culture. Whilst there is strong evidence showing that ESG leaders outperform their peers, we believe that companies with strong corporate cultures provide an additional driver of outperformance in the long term. This factsheet captures the state of the Mobius Investment Trust's portfolio at the end of Q4 2022 across four dimensions: 1. environmental, 2. social, 3. governance, and 4. culture.

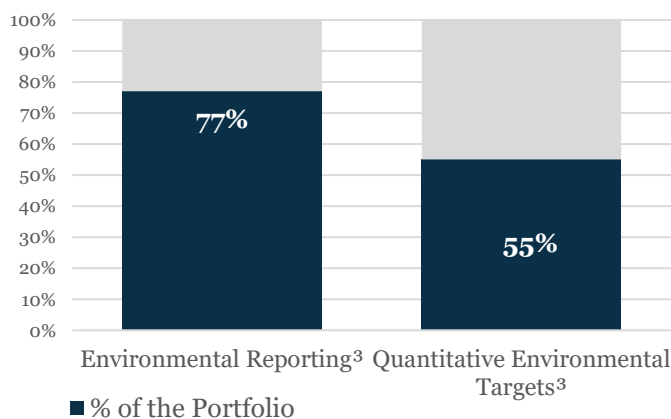
Engagement Breakdown¹



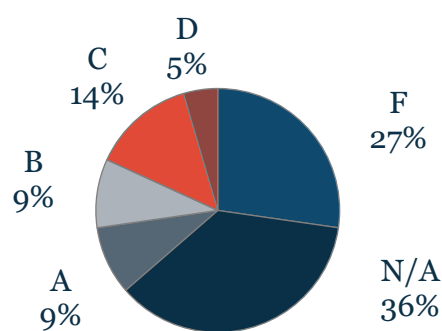
Portfolio Highlights

In Q4 2022, we continued to actively engage with our portfolio companies through the use of video conferencing and in person. The Portfolio Highlights section below displays some of the progress observed during the quarter.

Environmental²



Carbon Disclosure Project Portfolio Company Scores⁴



Portfolio Highlights

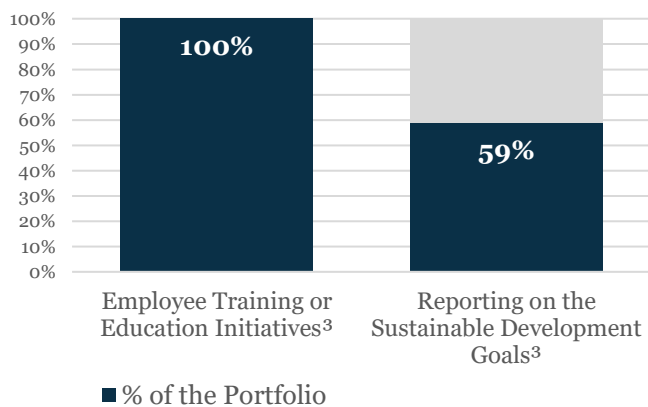
- SINBON Electronics introduced the Sustainable Carbon Management Platform and partnered with AUO Envirotech to support the green transformation.
- APL Apollo recently announced near and long-term ESG initiatives with the aim to reduce scope 1 and 2 emissions per metric ton of production volume by the year 2030.

Mobius

— INVESTMENT TRUST —

Q4 2022 ESG+C[®] Factsheet

Social²



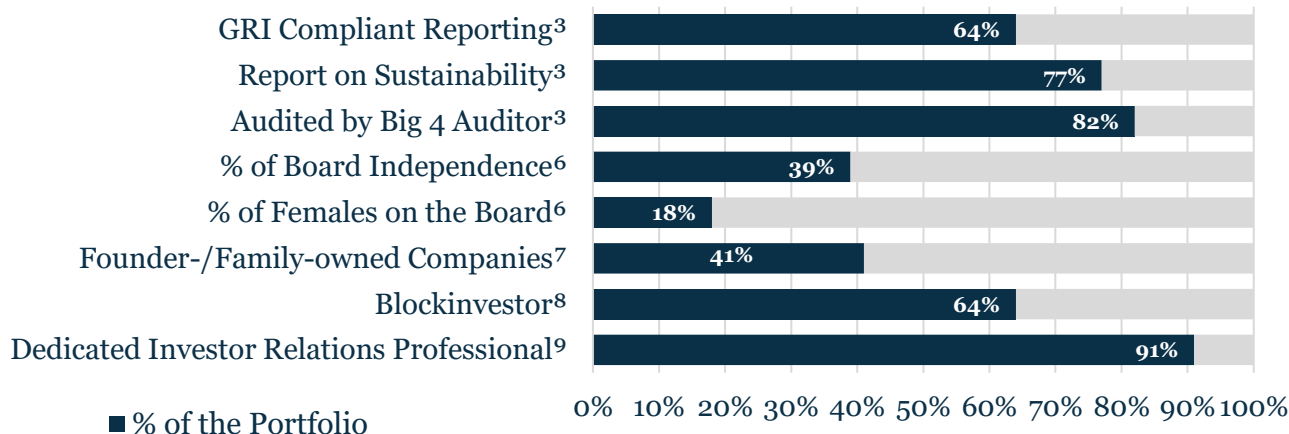
Top 3 reported Sustainable Development Goals (SDG)⁵

SDG Goals	Contribution
 4 Quality Education	9 out of 13
 8 Decent Work & Economic Growth	8 out of 13
 9 Industry, Innovation and Infrastructure	8 out of 13

Portfolio Highlights

- SINBON Electronics was named "Learning Superstar" by Commonwealth Learning Center (CWLC) for its effectiveness in promoting internal learning.
- Vinamilk was named one of the top 50 sustainable development enterprises in the listed company category for its sustainable development strategy.

Governance²



Portfolio Highlights

- EC Healthcare won the "Best in Healthcare Sector" award at IR Magazine's Greater China Awards 2022.
- eMemory received the 2022 TSMC OIP Partner of the Year Award for Embedded Memory IP.

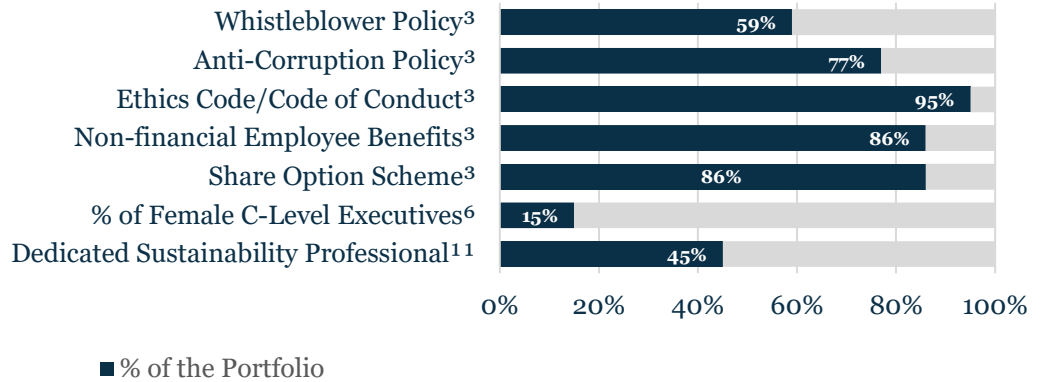
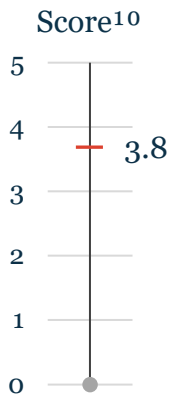
Mobius

— INVESTMENT TRUST —

Q4 2022 ESG+C[®] Factsheet

Culture²

Glassdoor Portfolio



Portfolio Highlights

- The Glassdoor portfolio score improved from 3.7 to 3.8. This was driven by score improvements of Safaricom, Parade Technologies as well as E Ink Holdings.
- EPAM was rated as a top employer in several of its locations—including the United States, Germany, Switzerland and Poland—by Glassdoor, Built In, kununu and Great Place to Work.

Top 10 Mobius Investment Trust Portfolio Companies*

	Company Name	Country	Industry	(%) of Portfolio	Market Cap (USD m)
1	EC Healthcare	China	Health Care	8.8%	1,216
2	EPAM Systems	US	Technology	7.3%	18,849
3	Persistent Systems	India	Technology	5.6%	3,577
4	APL Apollo	India	Industrials	5.5%	3,662
5	TOTVS	Brazil	Technology	5.5%	3,224
6	LEENO Industrial	Korea	Technology	5.4%	1,887
7	Classys	Korea	Health Care	5.1%	949
8	Safaricom	Kenya	Communications	4.7%	7,841
9	eMemory Technology	Taiwan	Technology	4.6%	3,310
10	SINBON Electronics	Taiwan	Technology	4.2%	2,117
				56.7%	

*31.12.2022

Mobius

— INVESTMENT TRUST —

Q4 2022 ESG+C[®] Factsheet

Footnotes:

1. The engagement breakdown is for Q4 2022 and is based on 162 engagements in the fields of environment, social, governance, culture and operations and capital allocation issues.
2. As part of the ESG+C[®] assessment, four different dimensions are assessed: environmental: entails factors like climate change, natural resources, pollution & waste as well as environmental opportunities; social: refers to factors such as human capital, product liability and social opportunities; governance: refers to the reporting methods, the ownership structure as well as checks and balances; culture: contains factors like the degree of freedom, equality, recruitment, innovation and remuneration.
3. Portfolio companies are assessed on a binary basis whether they do or do not comply with the assessed metric. The number of companies complying with the metric is expressed as a percentage of the portfolio.
4. External CDP Score: The Carbon Disclosure Project increases environmental transparency and accountability of companies and enables progress tracking. The scoring ranges from A, A- to B, B- to C, C- to D, D- and F.
5. Sustainable Development Goals: Out of the 13 portfolio companies reporting on the united nations sustainable development goals, the top 3 goals are selected.
6. The determined company percentages are weighted according to their weight in the portfolio. The weighted average is reported as a percentage of the portfolio.
7. Founder-/Family-owned Companies: Reports the percentage of portfolio companies with the family or founder holding 5% or more.
8. Blockinvestor: Refers to an individual or organization owning a substantial amount of the company's shares. The hurdle rate is set at 15%.
9. Dedicated Investor Relations Professional: Reports companies as a percentage of the portfolio having appointed an employee responsible for investor relations.
10. External Glassdoor Score: Glassdoor is one of the world's largest job and recruiting sites providing scores for companies ranging from 0 to 5. The Portfolio score is the average of 22 available scores among the portfolio.
11. Dedicated Sustainability Professional: Reports companies as a percentage of the portfolio having a dedicated employee in charge of the company's sustainability activities.

Disclaimer

This document is issued by Mobius Investment Trust plc for information purposes only and does not constitute an offer or invitation to purchase shares in the Company and has not been prepared in connection with any such offer or invitation. Nothing in this document should be construed as investment advice or a recommendation to buy or sell shares. Before investing in the Company, or any other investment product, you should satisfy yourself as to its suitability and the risks involved, and you may wish to consult a financial adviser. Any return you receive depends on future market performance and is uncertain. Past performance cannot be relied on as a guide to future performance. The Company does not seek any protection from future market performance, so you could lose some or all your investment. Shares of the Company are bought and sold on the London Stock Exchange (LSE). The price you pay or receive, like other listed shares, is determined by supply and demand and may be at a discount or premium to the underlying net asset value of the Company. Usually, at any given time, the price you pay for a share will be higher than the price you could sell it for. For further information on the principal risks the Company is exposed to please refer to the Company's Investor Disclosure Document available at www.mobiusinvestmenttrust.com. The Company can borrow to purchase investments, this could potentially magnify any losses or gains made by the Company. Mobius Investment Trust plc has used all reasonable efforts to ensure the accuracy of the information contained in this document but makes no guarantee or representation as to the reliability, completeness or accuracy of such information. Mobius Investment Trust plc is a public limited company whose shares are premium listed on the LSE and is registered with HMRC as an investment trust. The Company has a Redemption Facility through which shareholders will be entitled to request the redemption of all or part of their holding of Ordinary Shares on a periodic basis. The first Redemption point for the Ordinary Shares was the 30 November 2022 and each subsequent Redemption point shall fall on 30 November every third year thereafter.