

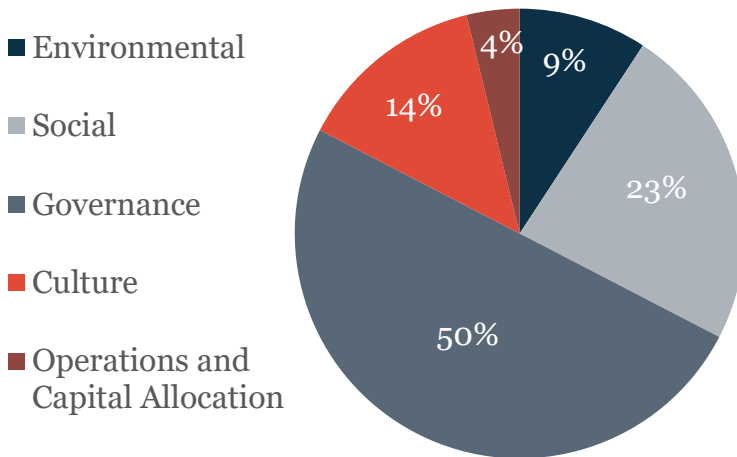
# Mobius

— INVESTMENT TRUST —

## Q1 2024 ESG+C<sup>®</sup> Factsheet

The integration of environmental, social and governance (ESG) factors into the investment process has become commonplace over the years, but a critical and missing component is corporate culture. While there is strong evidence that ESG leaders outperform their peers, we believe that companies with strong corporate cultures provide an additional driver of outperformance over the long term. This factsheet captures the state of the Mobius Investment Trust's portfolio at the end of Q1 2024 across four dimensions: environmental, social, governance and culture.

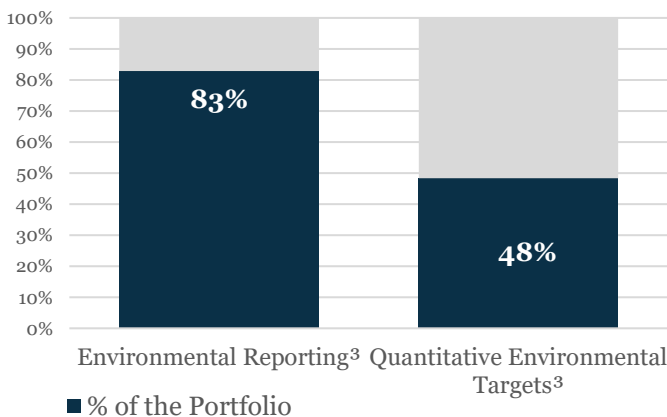
### Engagement Breakdown<sup>1</sup>



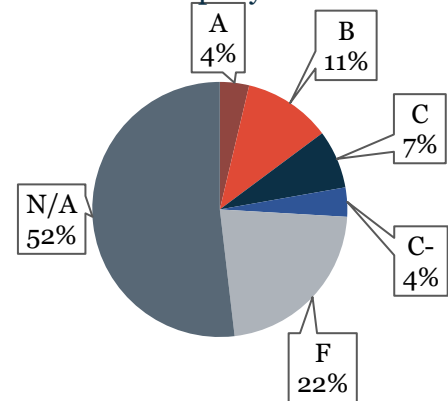
### Portfolio Highlights

In Q1 2024, we continued to actively engage with our portfolio companies through the use of video conferencing and in person. The Portfolio Highlights section below displays some of the progress observed during the quarter.

### Environmental<sup>2</sup>



### Carbon Disclosure Project Portfolio Company Scores<sup>4</sup>



### Portfolio Highlights

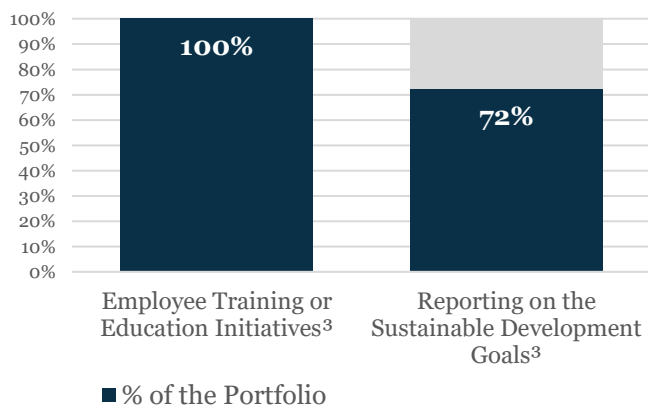
- Following our continuous engagement efforts, Vinamilk obtained a CDP score for the first time (C).
- Kangji Medical announced that it plans to receive a CDP score for the first time in 2024, also as a result of MCP's ongoing engagement.

# Mobius

— INVESTMENT TRUST —

## Q1 2024 ESG+C<sup>®</sup> Factsheet

### Social<sup>2</sup>



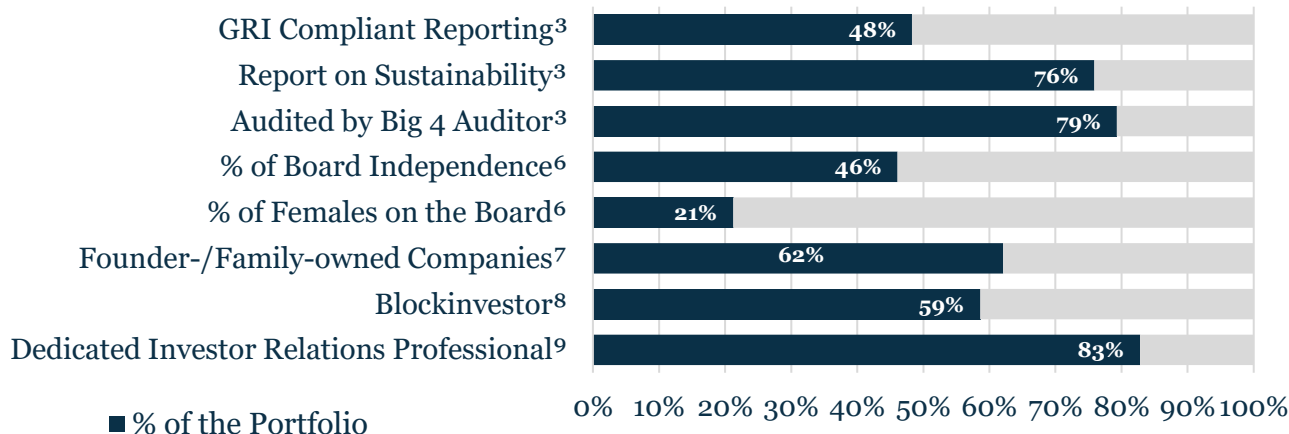
### Top 3 reported Sustainable Development Goals (SDG)<sup>5</sup>



### Portfolio Highlights

- Safaricom has joined the UN Global Compact's Forward Faster initiative, which aims to accelerate private sector action to deliver on the 17 SDGs and meet the 2030 Agenda.
- E Ink listed in both the DJSI World and DJSI Emerging Markets as the Global Leader within the Technology Hardware & Equipment sector.

### Governance<sup>2</sup>



### Portfolio Highlights

- APL Apollo appointed two new independent directors.
- Elite Material published a sustainability report compliant with GRI (Global Reporting Initiative) standards.

# Mobius

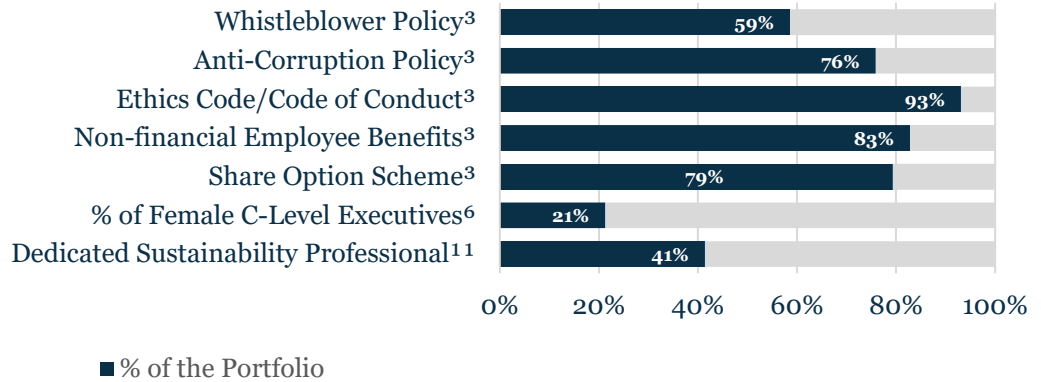
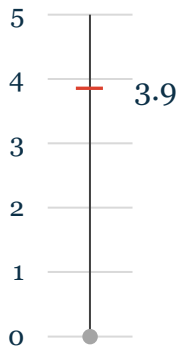
— INVESTMENT TRUST —

## Q1 2024 ESG+C<sup>®</sup> Factsheet

### Culture<sup>2</sup>

Glassdoor Portfolio

Score<sup>10</sup>



### Portfolio Highlights

- EPAM Systems has been recognised as a 'Best Place to Work' by Glassdoor. Its best-in-class example of good company culture is reflected in a Glassdoor score of 4.1/5.
- Persistent Systems has recruited its first batch of female employees under the Women's Returnship Programme, which exclusively recruits women who have taken a career break.

### Top 10 Mobius Investment Trust Portfolio Companies\*

|    | Company Name       | Country | Industry       | (%) of Portfolio | Market Cap (USD m) |
|----|--------------------|---------|----------------|------------------|--------------------|
| 1  | EPAM Systems       | USA     | Software       | 5.8              | 15,970             |
| 2  | Classys            | KOR     | Health Care    | 5.6              | 1,683              |
| 3  | TOTVS              | BRA     | Software       | 5.0              | 3,498              |
| 4  | E Ink              | TWN     | Hardware       | 4.6              | 8,096              |
| 5  | Elite Material     | TWN     | Hardware       | 4.1              | 4,322              |
| 6  | Persistent Systems | IND     | Software       | 4.1              | 7,363              |
| 7  | LEENO Industrial   | KOR     | Semiconductors | 4.1              | 2,914              |
| 8  | Park Systems       | KOR     | Semiconductors | 3.9              | 784                |
| 9  | Sinbon Electronics | TWN     | Semiconductors | 3.8              | 2,101              |
| 10 | APL Apollo         | IND     | Industrials    | 3.8              | 4,980              |

**44.8**

\*31.03.2024

# Mobius

— INVESTMENT TRUST —

## Q1 2024 ESG+C<sup>®</sup> Factsheet

### Footnotes:

1. The engagement breakdown is for Q1 2024 and is based on 184 engagements in the fields of environment, social, governance, culture and operations and capital allocation issues.
2. As part of the ESG+C<sup>®</sup> assessment, four different dimensions are assessed: environmental: entails factors like climate change, natural resources, pollution & waste as well as environmental opportunities; social: refers to factors such as human capital, product liability and social opportunities; governance: refers to the reporting methods, the ownership structure as well as checks and balances; culture: contains factors like the degree of freedom, equality, recruitment, innovation and remuneration.
3. Portfolio companies are assessed on a binary basis whether they do or do not comply with the assessed metric. The number of companies complying with the metric is expressed as a percentage of the portfolio.
4. External CDP Score: The Carbon Disclosure Project increases environmental transparency and accountability of companies and enables progress tracking. The scoring ranges from A, A- to B, B- to C, C- to D, D- and F.
5. Sustainable Development Goals: Out of the 13 portfolio companies reporting on the united nations sustainable development goals, the top 3 goals are selected.
6. The determined company percentages are weighted according to their weight in the portfolio. The weighted average is reported as a percentage of the portfolio.
7. Founder-/Family-owned Companies: Reports the percentage of portfolio companies with the family or founder holding 5% or more.
8. Blockinvestor: Refers to an individual or organization owning a substantial amount of the company's shares. The hurdle rate is set at 15%.
9. Dedicated Investor Relations Professional: Reports companies as a percentage of the portfolio having appointed an employee responsible for investor relations.
10. External Glassdoor Score: Glassdoor is one of the world's largest job and recruiting sites providing scores for companies ranging from 0 to 5. The Portfolio score is the average of 22 available scores among the portfolio.
11. Dedicated Sustainability Professional: Reports companies as a percentage of the portfolio having a dedicated employee in charge of the company's sustainability activities.

### Disclaimer

This document is issued by Mobius Investment Trust plc for information purposes only and does not constitute an offer or invitation to purchase shares in the Company and has not been prepared in connection with any such offer or invitation. Nothing in this document should be construed as investment advice or a recommendation to buy or sell shares. Before investing in the Company, or any other investment product, you should satisfy yourself as to its suitability and the risks involved, and you may wish to consult a financial adviser. Any return you receive depends on future market performance and is uncertain. Past performance cannot be relied on as a guide to future performance. The Company does not seek any protection from future market performance, so you could lose some or all your investment. Shares of the Company are bought and sold on the London Stock Exchange (LSE). The price you pay or receive, like other listed shares, is determined by supply and demand and may be at a discount or premium to the underlying net asset value of the Company. Usually, at any given time, the price you pay for a share will be higher than the price you could sell it for. For further information on the principal risks the Company is exposed to please refer to the Company's Investor Disclosure Document available at [www.mobiusinvestmenttrust.com](http://www.mobiusinvestmenttrust.com). The Company can borrow to purchase investments, this could potentially magnify any losses or gains made by the Company. Mobius Investment Trust plc has used all reasonable efforts to ensure the accuracy of the information contained in this document but makes no guarantee or representation as to the reliability, completeness or accuracy of such information. Mobius Investment Trust plc is a public limited company whose shares are premium listed on the LSE and is registered with HMRC as an investment trust. The Company has a Redemption Facility through which shareholders will be entitled to request the redemption of all or part of their holding of Ordinary Shares on a periodic basis. The first Redemption point for the Ordinary Shares was the 30 November 2023 and each subsequent Redemption point shall fall on 30 November every third year thereafter.