

Fund Details

Launch Date:	1 st October 2018
AIC Sector:	Emerging Markets Global
Annual Management Fee:	1.0%
Ongoing Charges:	1.5%**
Year / Half Year:	30 November / 31 May
Capital Structure:	115,420,336 Ord Shs
Number of Holdings:	33
Total Net Assets (£m):	173.6
Market Capitalisation (£m):	159.3
Gearing (AIC basis):	0.0%
Share Price (p):	138.00
Net Asset Value (p):	150.44
(Discount) / Premium:	(8.3%)
ISIN:	GB00BFZ7R980
Sedol:	BFZ7R98
LEI:	21380033EKFQS15X1W22
GIIN:	J9AYNU.99999.SL.826
Bloomberg:	MMIT LN

** calculated at the financial year end, includes management fees and other operating expenses

Investment Strategy

Mobius Investment Trust plc's objective is to deliver long-term absolute returns by investing in emerging and frontier market equities. The Fund manager aims to identify companies with resilient and innovative business models which are mispriced. The Fund follows an active investment style by partnering with portfolio companies. This is achieved by engaging with stakeholders to improve corporate governance and act as a catalyst for wider operational and financial improvements including a clear ESG pathway.

Portfolio Manager



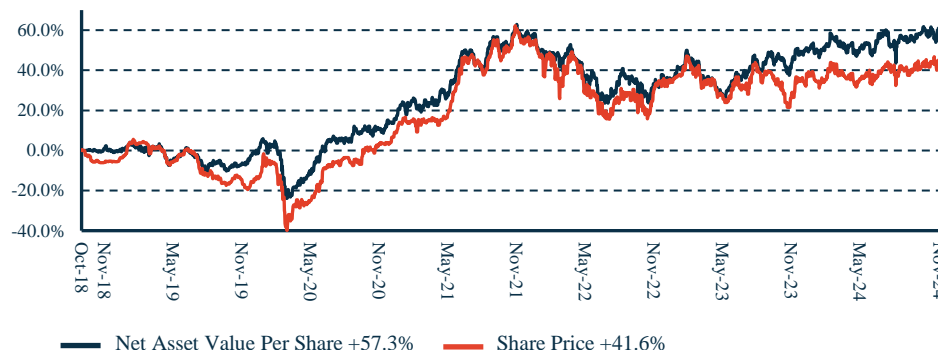
Carlos Hardenberg

Carlos Hardenberg founded MCP in 2018 and has been the portfolio manager in charge of investment strategy since inception.

Contact

Tel: +44 (0) 203 829 8500
 Mail: trust@mobiustcapitalpartners.com
 Website: www.mcp-em.com

Performance since launch to 30 November 2024*

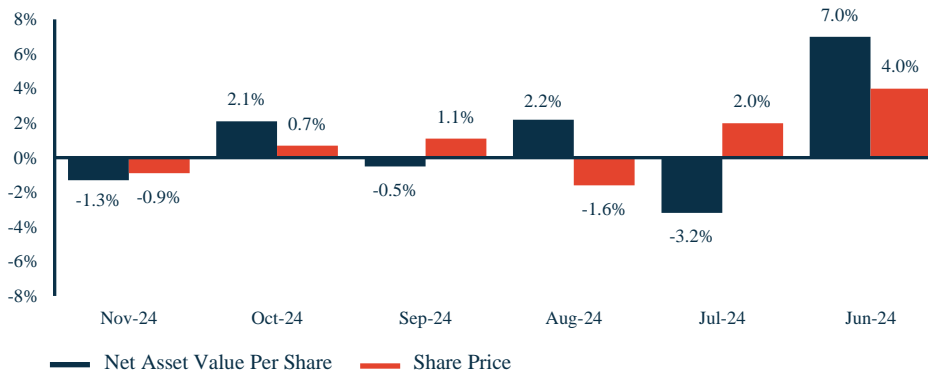


Accumulated Performance*

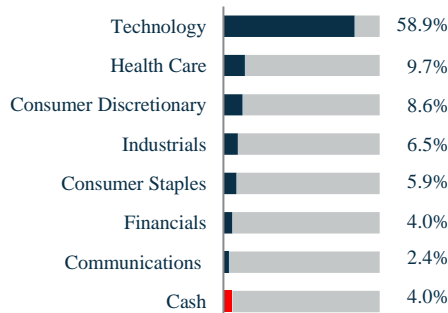
	1 Month	YTD	1 Year	2 Years	3 Years	5 Years	Since Launch
Net Asset Value	-1.3%	2.9%	5.2%	14.1%	0.1%	68.6%	57.3%
Share Price	-0.9%	1.7%	5.1%	7.3%	-8.8%	70.6%	41.6%

Source: Morningstar

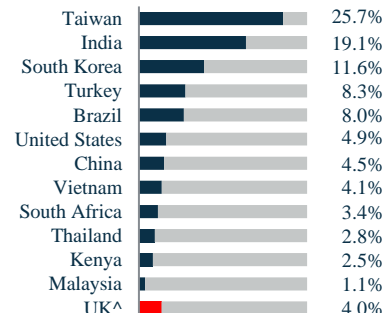
Monthly Performance in GBP*



Sector Breakdown



Geographical Breakdown



100.0%

100.0%

*Past performance cannot be relied on as a guide to future performance.

^includes uninvested cash
 Source: Frostrow Capital LLP, Date: 30.11.2024

Investor Profile

Mobius Investment Trust plc has no required minimum holding period and is designed for long-term investment (at least five years). MMIT invests in equities and it may therefore be subject to volatility. This requires an elevated risk tolerance.

Opportunities

- + Focus on dynamic small and mid-sized companies in many of the fastest growing economies in the world
- + Fundamental bottom-up research process identifies resilient business models which are undervalued and mispriced
- + Lower ESG standards in emerging and frontier markets offer a unique opportunity for active engagement approach
- + Create value by delivering a clear ESG pathway for our portfolio companies
- + Concentrated portfolio allows a customised engagement strategy for each company

Risks

- MMIT pursues an active management style. Its performance may therefore deviate considerably from that of a comparable market return
- Pronounced fluctuations in price are characteristic of emerging and frontier economies. Other characteristics include specific risks such as lower market transparency, regulatory hurdles, illiquidity of markets as well as political and social challenges
- Investments via Shanghai or Shenzhen Stock Connect are subject to additional risks, quota limitations, custody risk, clearing/settlement risk and counterparty risk
- Focusing intentionally on stocks in small and medium cap companies may entail additional risks (e.g. lower liquidity)

Top 10 Positions (% of Net Assets)

1.	E Ink	5.3
2.	EPAM Systems	4.9
3.	Park Systems	4.8
4.	Classys	4.8
5.	Persistent Systems	4.5
6.	Elite Material	4.5
7.	360 One Wam	4.0
8.	TOTVS	3.9
9.	Hitit Bilgisayar Hizmetleri	3.7
10.	Apollo Tubes	3.6
Total		44.0

Source: Frostrow Capital LLP, Date: 30.11.2024

Commentary

Emerging markets underperformed developed market peers in November driven partly by strong gains in the U.S. market following Donald Trump's election victory, which also spurred a rally in the U.S. dollar. In China, a market correction following the September stimulus-driven rally, coupled with negative sentiment over potential higher tariffs under a Trump presidency, weighed on performance.

Over the period, the Mobius Investment Trust's (MMIT) net asset value per share (NAV) and share price returned -1.3% and -0.9% respectively, while the MSCI EM Mid Cap Index Net TR (GBP) returned -1.9%. The main contributors to November performance were software provider EPAM Systems (+1.1%), Taiwanese copper clad laminate producer Elite Material (+0.5%), and Indian software provider Persistent Systems (+0.4%). The main detractors to November performance were Taiwanese electronic ink produced E Ink (-0.5%), Brazilian gym chain Smart Fit (-0.4%), and Brazilian jewellery brand VIVARA (-0.4%).

We are excited to announce that MMIT's Investment Manager has undergone a rebranding to MCP Emerging Markets. Further information is available on the Investment Manager's new and improved website: <https://www.mcp-em.com>.

Risk Warnings: This document is issued by MCP Emerging Markets LLP ("MCP") (previously Mobius Capital Partners LLP) as Alternative Investment Fund Manager ("AIFM") which is authorised and regulated by the Financial Conduct Authority ("FCA"). This document does not constitute an offer or invitation to purchase shares in Mobius Investment Trust plc (the "Company") and has not been prepared in connection with any such offer or invitation. Nothing in this document should be construed as investment advice or a recommendation to buy or sell shares. Before investing in the Company, or any other investment product, you should satisfy yourself as to its suitability and the risks involved, and you may wish to consult a financial adviser. Any return you receive depends on future market performance and is uncertain. Past performance cannot be relied on as a guide to future performance. The Company does not seek any protection from future market performance, so you could lose some or all your investment. Shares of the Company are bought and sold on the London Stock Exchange (LSE). The price you pay or receive, like other listed shares, is determined by supply and demand and may be at a discount or premium to the underlying net asset value of the Company. Usually, at any given time, the price you pay for a share will be higher than the price you could sell it for. For further information on the principal risks the Company is exposed to please refer to the Company's Investor Disclosure Document available at www.mobiusinvestmenttrust.com. The Company can borrow to purchase investments, this could potentially magnify any losses or gains made by the Company.

MCP has used all reasonable efforts to ensure the accuracy of the information contained in this document but makes no guarantee or representation as to the reliability, completeness or accuracy of such information.

Mobius Investment Trust plc is a public limited company whose shares are premium listed on the LSE and is registered with HMRC as an investment trust. The Company has a Redemption Facility through which shareholders will be entitled to request the redemption of all or part of their holding of Ordinary Shares on a periodic basis. The first Redemption point for the Ordinary Shares was on 30 November 2022 and each subsequent Redemption point shall fall on 30 November every third year thereafter.